



e-SLGPR

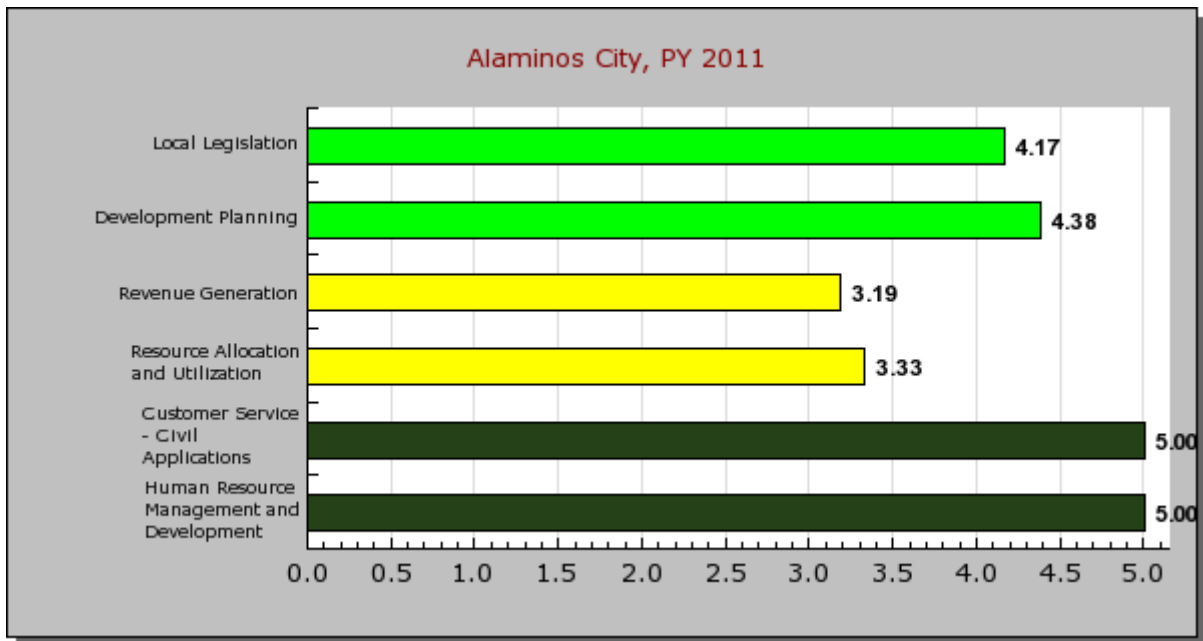
State of Local Governance Performance, Electronic Report

Alaminos City, PY 2011

Highlighted in this report is your LGU's performance in four (4) areas of governance: (1) Administrative Governance, (2) Social Governance, (3) Economic Governance, and (4) Environmental Governance. A special report is included to determine how the fundamentals of good governance such as Participation, Transparency, and Financial Accountability are valued in the LGU. It is to note that the LGU's performance was assessed based on the responses of the LGU's Team to the questions provided into the LGPMS database. A Performance Scale is used to identify areas with excellent performance and areas for improvement. A perfect scale of 5 denotes excellent performance while performance scales of 1-4 indicate areas for improvement. Although scales of 3 and 4 are relatively high, there are areas which can still be improved on. All these are explained in detail as you read the entire report.

On Administrative Governance

Administrative Governance looks into six areas: Local Legislation, Development Planning, Revenue Generation, Resource Allocation and Utilization, Customer Service and Human Resource Management and Development. Your LGU performance in each area of Administrative Governance is plotted in the graph below.



Area(s) with Excellent Performance

Your LGU is doing an excellent performance in 2 out of 6 sub-areas of *Administrative Governance*. Sustain Performance in this area:

Area(s) with Excellent Performance	Interpretation
Human Resource Management and Development	Managing the human resource is geared towards a desired end which is "desirable organizational performance and productivity".
Customer Service - Civil Applications	Seamless delivery and ease of obtaining frontline services are principal in civil registry and real property documents.

Area(s) for Improvement

The areas for improvement are listed by priority, starting from the area which gets the lowest performance scale followed by areas which get higher performance scales, respectively.

Priority Area for Improvement	Performance Description	Interpretation

Revenue Generation	3.19 Fair	Existing measures in support of revenue generation need to be enhanced. This is an initial yet essential step in maximizing revenue generation potentials.
--------------------	--------------	--

Priority Area for Improvement	Performance Description	Interpretation
Resource Allocation and Utilization	3.33 Fair	Management and coordination processes for budgeting and accounting are in place. However, these processes need to be revisited and improved. They are guarantees to an effective allocation and optimum utilization of financial resources.

Priority Area for Improvement	Performance Description	Interpretation
Local Legislation	4.17 High but not Excellent	The imperatives of quality legislation have to be looked into. This might mean looking into legislative staff competence and the greater use of legislative tools such agenda development, legislative tracking, backstopping committee and legislative performance.

Priority Area for Improvement	Performance Description	Interpretation
Development Planning	4.38 High but not Excellent	Improvements in the following areas are underscored: (a) organizational performance; (b) consultation process; and (c) management of planning database. These areas are instrumental in quality land use and development planning, or lack of it.



e-SLGPR

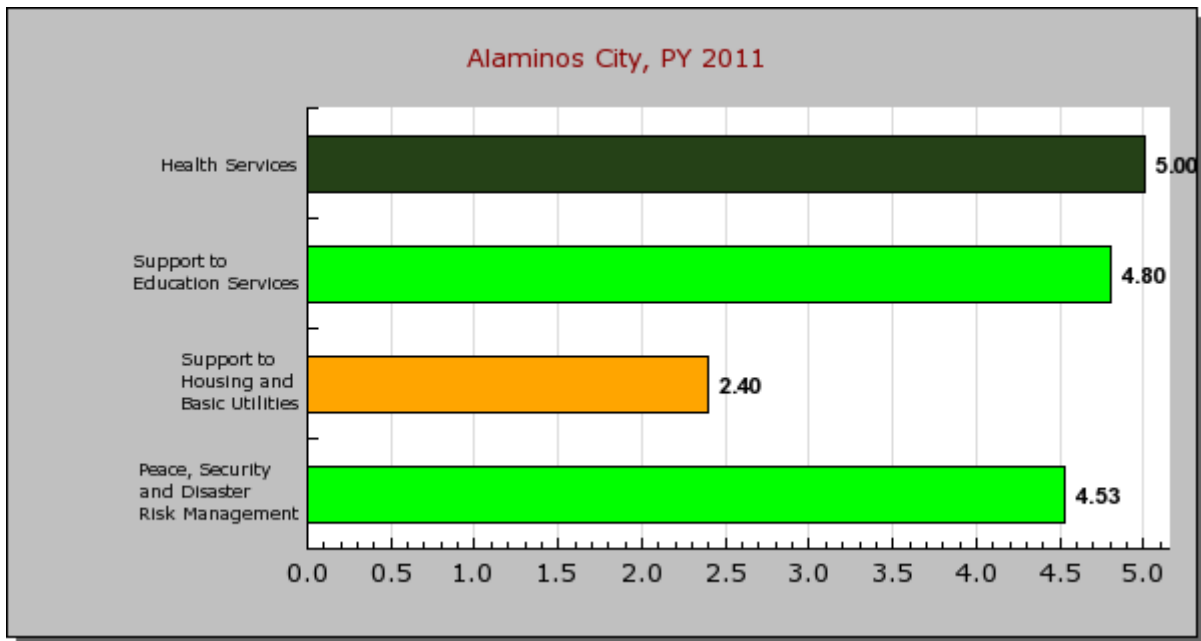
State of Local Governance Performance, Electronic Report

Alaminos City, PY 2011

Highlighted in this report is your LGU's performance in four (4) areas of governance: (1) Administrative Governance, (2) Social Governance, (3) Economic Governance, and (4) Environmental Governance. A special report is included to determine how the fundamentals of good governance such as Participation, Transparency, and Financial Accountability are valued in the LGU. It is to note that the LGU's performance was assessed based on the responses of the LGU's Team to the questions provided into the LGPMS database. A Performance Scale is used to identify areas with excellent performance and areas for improvement. A perfect scale of 5 denotes excellent performance while performance scales of 1-4 indicate areas for improvement. Although scales of 3 and 4 are relatively high, there are areas which can still be improved on. All these are explained in detail as you read the entire report.

On Social Governance

Social Governance looks into four areas: Health Services, Support to Education Services, Support to Housing and Basic Utilities, and Peace, Security and Disaster Risk Management. Your LGU performance in each area of Social Governance is plotted in the graph below.



Area(s) with Excellent Performance

Your LGU is doing an excellent performance in 1 out of 4 sub-areas of *Social Governance*. Sustain Performance in this area:

Area(s) with Excellent Performance	Interpretation
Health Services	A highly functioning health system characterized by quality primary health care, quality maternal care and quality child care. CSO-participated medical missions and health insurance for indigent families are innovations that add more luster to, and dynamism in, the health system.

Area(s) for Improvement

The areas for improvement are listed by priority, starting from the area which gets the lowest performance scale followed by areas which get higher performance scales, respectively.

Priority Area for Improvement	Performance Description	Interpretation
-------------------------------	-------------------------	----------------

Support to Housing and Basic Utilities	2.40 Low	Support to housing services is weak. Extend assistance; And sustain.
Suggested Action(s) to Take		
<ul style="list-style-type: none"> - Complete an inventory of: informal settlers, makeshift houses, sites for potential socialized housing, households with no access to potable water supply, and households with no access to electricity - Cause the donation of a local government lot for socialized housing, or provide socialized housing or mass dwelling in partnership with the private sector. Housing is an inalienable right 		

Priority Area for Improvement	Performance Description	Interpretation
Peace, Security and Disaster Risk Management	4.53 High but not Excellent	Efforts are made to ensure Peace, Security and Disaster Risk Management. But much more need to be done. Factors that have the ability to improve performance in this area have to be considered.
Suggested Action(s) to Take		
<ul style="list-style-type: none"> - Strengthen the Peace and Order Council and the Local Council for the Protection of Children. There a lot of creative ways to achieve such status. For a start, ensure the provision of annual financial support to peace and order, and public safety initiatives - Ensure an annual financial allocation to the Katarungang Pambarangay. The Local Government Code mandates it. Let us be reminded that this village justice system is principal in the promotion of community peace, harmony and solidarity. - Strengthen the Local Disaster Coordinating Council. There are a lot of creative ways to achieve it. 		

Priority Area for Improvement	Performance Description	Interpretation
Support to Education Services	4.80 High but not Excellent	A certain level of support to basic education is extended. However, further assistance to matters such as the following is encouraged. The Local School Board might have to do more to advance the cause of those in need of quality education.
Suggested Action(s) to Take		
<ul style="list-style-type: none"> - Invest the Special Education Fund in actions that improve the quality of the human capital such as (a) construction, repair or maintenance of school buildings and facilities, (b) extension classes and extension teachers, and (c) educational research. Be reminded that sports competition, whether at the district level or local government-wide, is the mandate of another agency, and definitely not of the Department of Education or of the LGU 		



e-SLGPR

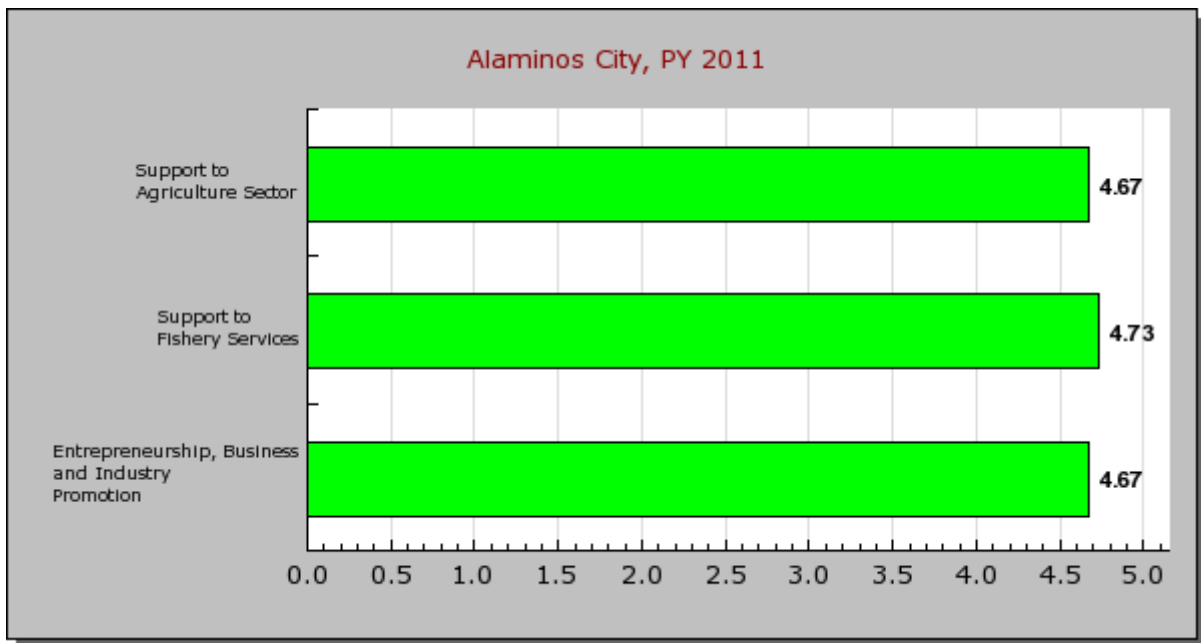
State of Local Governance Performance, Electronic Report

Alaminos City, PY 2011

Highlighted in this report is your LGU's performance in four (4) areas of governance: (1) Administrative Governance, (2) Social Governance, (3) Economic Governance, and (4) Environmental Governance. A special report is included to determine how the fundamentals of good governance such as Participation, Transparency, and Financial Accountability are valued in the LGU. It is to note that the LGU's performance was assessed based on the responses of the LGU's Team to the questions provided into the LGPMS database. A Performance Scale is used to identify areas with excellent performance and areas for improvement. A perfect scale of 5 denotes excellent performance while performance scales of 1-4 indicate areas for improvement. Although scales of 3 and 4 are relatively high, there are areas which can still be improved on. All these are explained in detail as you read the entire report.

On Economic Governance

Economic Governance looks into three areas: Support to Agriculture Sector, Support to Fishery Services, and Enterprise, Business and Industry Promotion. The report varies according to the nature of economic activities in the locality. Support to agriculture or fishery services are filtered out if not applicable. Your LGU performance in this area is plotted in the graph below.



Area(s) with Excellent Performance

None of the 3 areas in *Economic Governance* marked "excellent performance" so far. Meantime, dedicate more time and effort on the areas for improvement.

Area(s) for Improvement

The areas for improvement are listed by priority, starting from the area which gets the lowest performance scale followed by areas which get higher performance scales, respectively.

Priority Area for Improvement	Performance Description	Interpretation
Support to Agriculture Sector	4.67 High but not Excellent	Local government support is extended to the Agriculture Sector. But greater intervention is necessary.
Suggested Action(s) to Take		
<ul style="list-style-type: none"> - Improve infrastructure support, e.g., communal irrigation system, farm-to-market roads, post-harvest facilities - Improve credit facilitation services to farmers - Extend adequate production support, e.g., planting materials, fertilizers, and laboratory services such as soil testing - Provide assistance to research and development, e.g., techno-demo cooperators, and research institutes - Improve market development services, e.g., trade fairs, exhibits, missions and congresses 		

Priority Area for Improvement	Performance Description	Interpretation
Entrepreneurship, Business and Industry Promotion	4.67 High but not Excellent	More need to be done to institutionalize a business-friendly environment. Factors such as the following need to be looked into:
Suggested Action(s) to Take		
<ul style="list-style-type: none"> - Ensure the ease of doing business. Strategize to effect the issuance of building, occupancy, and business permits in a more expedient manner - Provide, or cause the provision of, direct support services to business, particularly those categorized as micro, small and medium enterprises. Support services may come in the form of tax incentives, product labeling, product packaging, training, job fairs and trade fairs 		

Priority Area for Improvement	Performance Description	Interpretation
Support to Fishery Services	4.73 High but not Excellent	Support is extended to Fishery Services. However, more focused intervention and sustained engagement are important.
Suggested Action(s) to Take		
<ul style="list-style-type: none"> - Mobilize the Fisheries and Resource Aquatic Council to help protect and manage municipal waters, and see to it that it does its mandated tasks. - Improve credit facilitation services to the fisherfolks - Extend adequate production support services, e.g. fingerlings - Provide assistance to research and development services, e.g., techno-demo cooperators - Improve market development services for the fishery sector 		



e-SLGPR

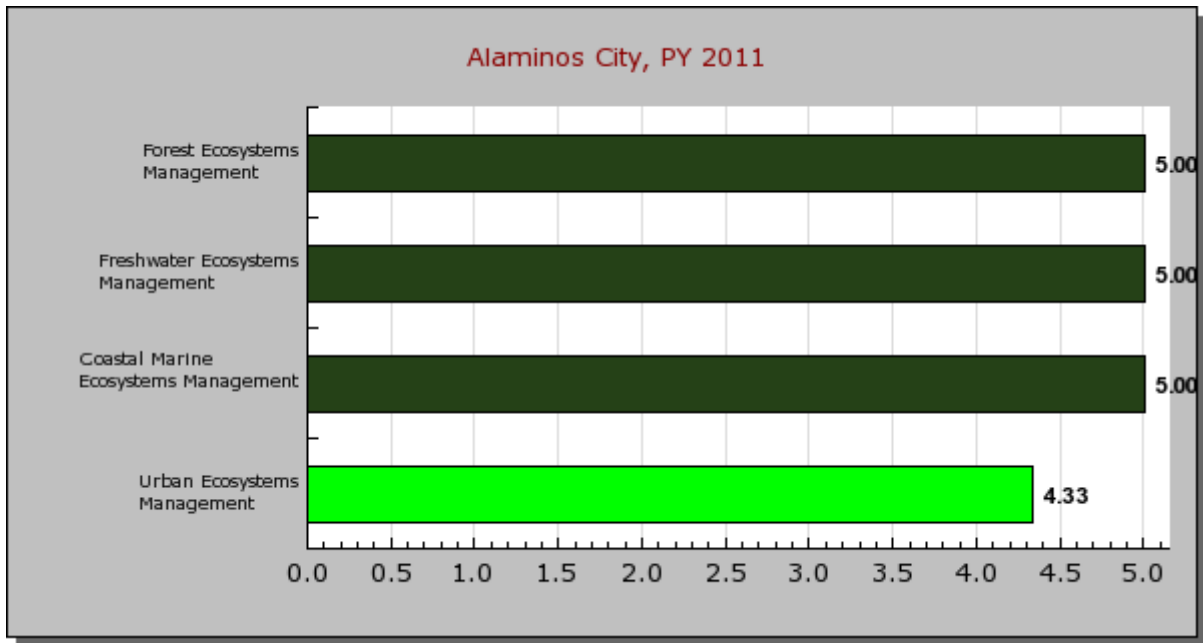
State of Local Governance Performance, Electronic Report

Alaminos City, PY 2011

Highlighted in this report is your LGU's performance in four (4) areas of governance: (1) Administrative Governance, (2) Social Governance, (3) Economic Governance, and (4) Environmental Governance. A special report is included to determine how the fundamentals of good governance such as Participation, Transparency, and Financial Accountability are valued in the LGU. It is to note that the LGU's performance was assessed based on the responses of the LGU's Team to the questions provided into the LGPMS database. A Performance Scale is used to identify areas with excellent performance and areas for improvement. A perfect scale of 5 denotes excellent performance while performance scales of 1-4 indicate areas for improvement. Although scales of 3 and 4 are relatively high, there are areas which can still be improved on. All these are explained in detail as you read the entire report.

On Environmental Governance

Environmental Governance looks into four areas: Forest Ecosystem Management, Freshwater Ecosystem Management, Coastal Marine Ecosystem Management, and Urban Ecosystem Management. The report varies according to local ecosystems. Ecosystems which are not related to the LGU are filtered out. Your LGU performance in this area is plotted in the graph below.



Area(s) with Excellent Performance

Your LGU is doing an excellent performance in 3 out of 4 sub-areas of *Environmental Governance*. Sustain Performance in this area:

Area(s) with Excellent Performance	Interpretation
Coastal Marine Ecosystems Management	Coastal marine ecosystem management is a core concern of the LGU. Long-term planning is practiced. CSOs and citizens are engaged in coastal marine protection and rehabilitation. Areas for rehabilitation and protection are set, and that target areas for rehabilitation and protection are met.
Freshwater Ecosystems Management	Freshwater ecosystem management is of importance to the LGU. Long-term planning is valued. CSO and citizen participation are recognized and are mobilized in fresh water protection and rehabilitation. Areas for rehabilitation and protection are set, and that target areas for rehabilitation and protection are met.
Forest Ecosystems Management	Forest ecosystem management is central to the concerns of the LGU. Long-term planning is paramount. CSOs and citizens are mobilized in forest protection. Areas for reforestation and protection are set, and that target areas for reforestation and protection are met.

Area(s) for Improvement

The areas for improvement are listed by priority, starting from the area which gets the lowest performance scale followed by areas which get higher performance scales, respectively.

Priority Area for Improvement	Performance Description	Interpretation
Urban Ecosystems Management	4.33 High but not Excellent	Pollution control and proper solid waste management are essential in preserving the integrity of the environment. More need to be done. To gain better performance in this area, consider the following:
Suggested Action(s) to Take		
<ul style="list-style-type: none">- Strengthen the Solid Waste Management Board- Ensure that every barangay has a material recovery facility- Improve solid waste collection practices- Move from Open Dumpsite Facility to Controlled Dumpsite Facility to a Sanitary Landfill as the final disposal facility. It makes sense. At the very least, inaction has legal implications. But more telling are the health and environmental imperatives		



e-SLGPR

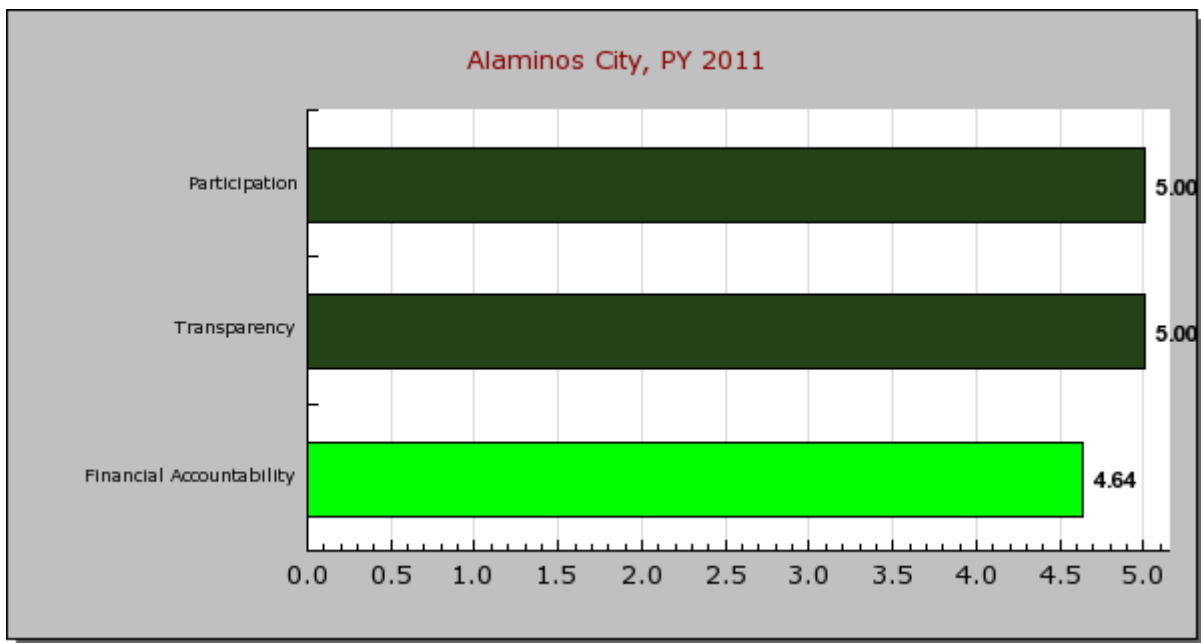
State of Local Governance Performance, Electronic Report

Alaminos City, PY 2011

Highlighted in this report is your LGU's performance in four (4) areas of governance: (1) Administrative Governance, (2) Social Governance, (3) Economic Governance, and (4) Environmental Governance. A special report is included to determine how the fundamentals of good governance such as Participation, Transparency, and Financial Accountability are valued in the LGU. It is to note that the LGU's performance was assessed based on the responses of the LGU's Team to the questions provided into the LGPMS database. A Performance Scale is used to identify areas with excellent performance and areas for improvement. A perfect scale of 5 denotes excellent performance while performance scales of 1-4 indicate areas for improvement. Although scales of 3 and 4 are relatively high, there are areas which can still be improved on. All these are explained in detail as you read the entire report.

On Valuing Fundamentals of Governance

This section of the report describes how your LGU values and maintains good governance in the context of Transparency, Participation, and Financial Accountability.



Area(s) with Excellent Performance

Your LGU is doing an excellent performance in 2 out of 3 sub-areas of *Valuing Fundamentals of Governance*. Sustain Performance in this area:

Area(s) with Excellent Performance	Interpretation
Transparency	Transparency in governmental operations is remarkable. Communicating to the public through various means, i.e., Bulletin Board, Public Information Office or Desk, print, broadcast media, website, and forum, is valued.
Participation	Engaging the citizens and CSOs in local governance has achieved an admirable level of maturity. Proofs to this are CSO participation in decision-making through the Local Special Bodies, CSO involvement in local development projects and Citizens Feedback.

Area(s) for Improvement

The areas for improvement are listed by priority, starting from the area which gets the lowest performance scale followed by areas which get higher performance scales, respectively.

Priority Area for Improvement	Performance Description	Interpretation
Financial Accountability	4.64 High but not Excellent	Efforts to improve financial accountability are acknowledged. However, administrative capacity to ensure observance of guidelines relative to accounting, internal control, procurement and financial transactions need to be strengthened.